



KWIK-PULL ANCHOR RETRIEVAL SYSTEM

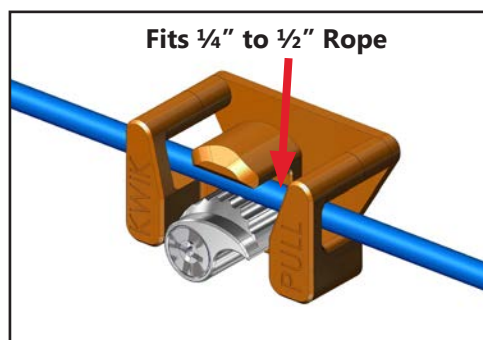



208-580-1904
www.fishfighterproducts.com

KWIK-PULL ANCHOR RETRIEVER & BUOY KITS

PART #	DESCRIPTION
ITD5100	Fish Fighter Kwik-Pull Anchor Retriever
ITD5341	18" Anchor Buoy for 33 to 40 lb. Anchors Includes Swiveling Eye Bolt
ITD5342	15" Anchor Buoy for 20 to 32 lb. Anchors Includes Swiveling Eye Bolt

ITD5100



ITD5341



Includes:

- (1) Kwik-Pull Anchor Retriever
- (1) Taylor Made 18" Tuff End Buoy
- (1) Swivel Eyelet In Buoy

ITD5342

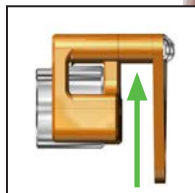


Includes:

- (1) Kwik-Pull Anchor Retriever
- (1) Taylor Made 15" Tuff End Buoy
- (1) Swivel Eyelet In Buoy

Installing anchor rope on Kwik-Pull Anchor Retriever

- 1.** Slide anchor rope into rope slot of the Kwik-Pull Anchor Retriever

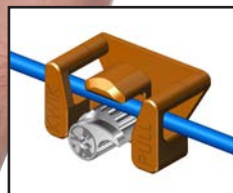


- 2.** Open the Kwik-Pull cam



- 3.** Loop anchor rope over lip into rope channel

- 4.** Anchor rope is now ready to be deployed

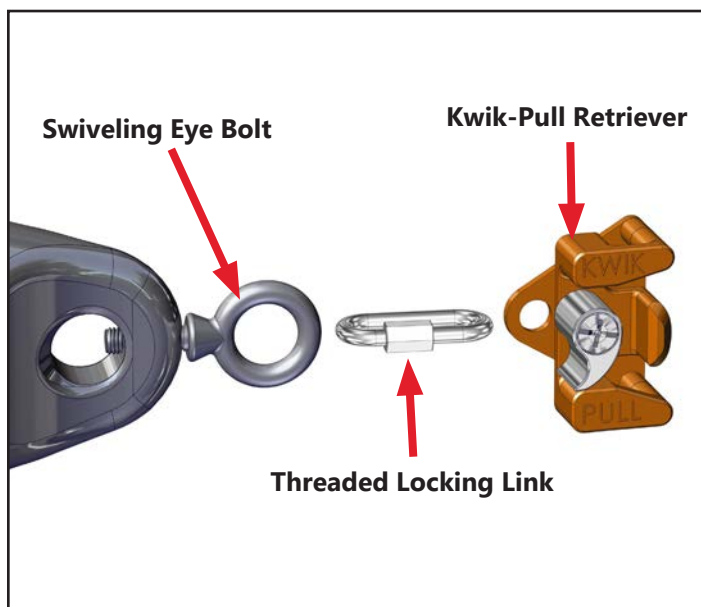


Boat Side

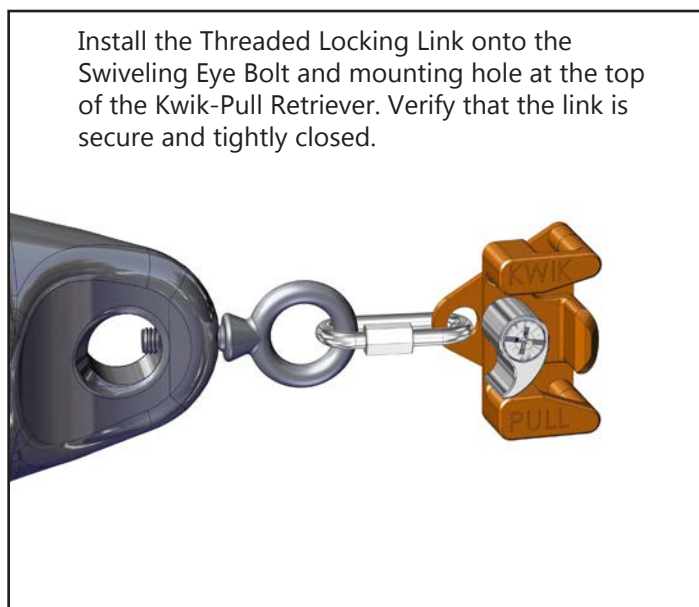
Anchor Side



Installing Kwik-Pull Retriever onto Buoy



Install the Threaded Locking Link onto the Swiveling Eye Bolt and mounting hole at the top of the Kwik-Pull Retriever. Verify that the link is secure and tightly closed.



ANCHOR RETRIEVAL

1. Tie off the anchor line to bow of the boat, use a quick release knot or quick release mechanism.

2. Make sure everyone on board is aware of what is happening. Start the boat, swing your boat out and around the anchor buoy heading upstream or upwind from your anchored position. **Fig 5-1**

3. Keep a visual on your anchor line and verify that you swing around the anchor line and that it does not go under the boat. If the anchor line goes under the boat there is a danger it will get sucked into you motor. **Fig 5-2**

4. Drive upstream or upwind, enough distance that the buoy has slid down the anchor line and has brought your anchor to the surface. Tow your buoy and anchor to open water away from all other boats and hazards. **Fig 5-3**

5. Once you are clear of other boats, have the boat captain hold the boat so you can bring the anchor rope in. From the front of your boat pull your anchor line into your anchor bag, and retrieve your anchor from the water. **Fig 5-4**

WARNING



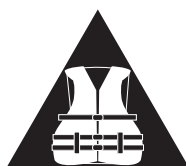
Be aware of water depth as the anchor will be suspended under the Buoy.

WARNING

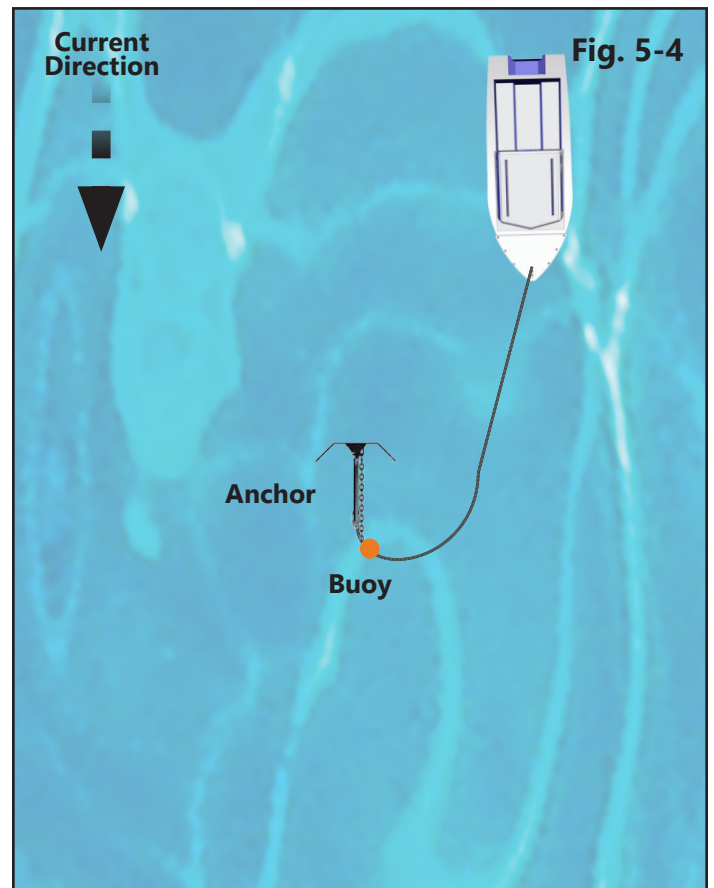
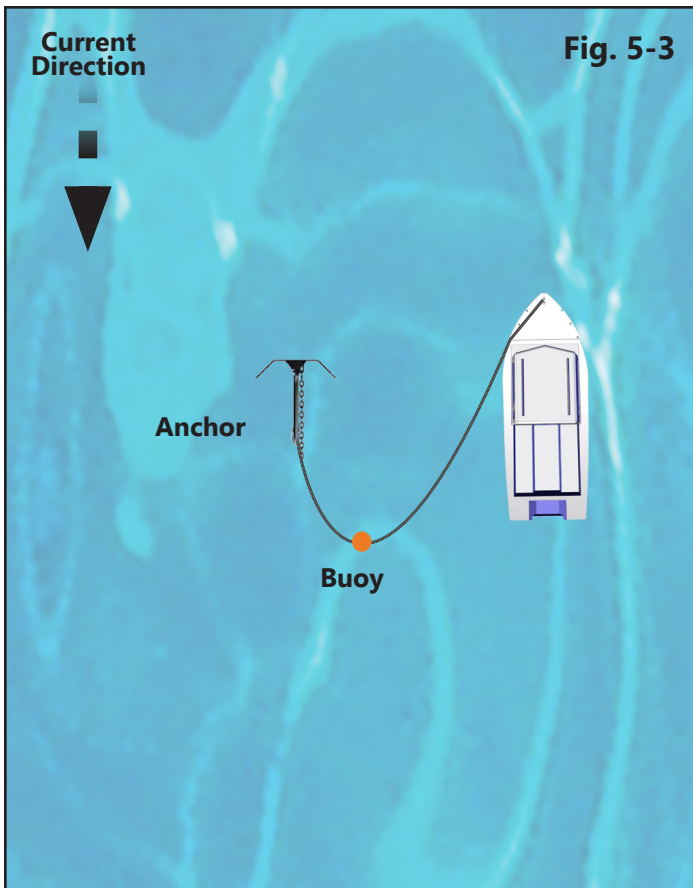
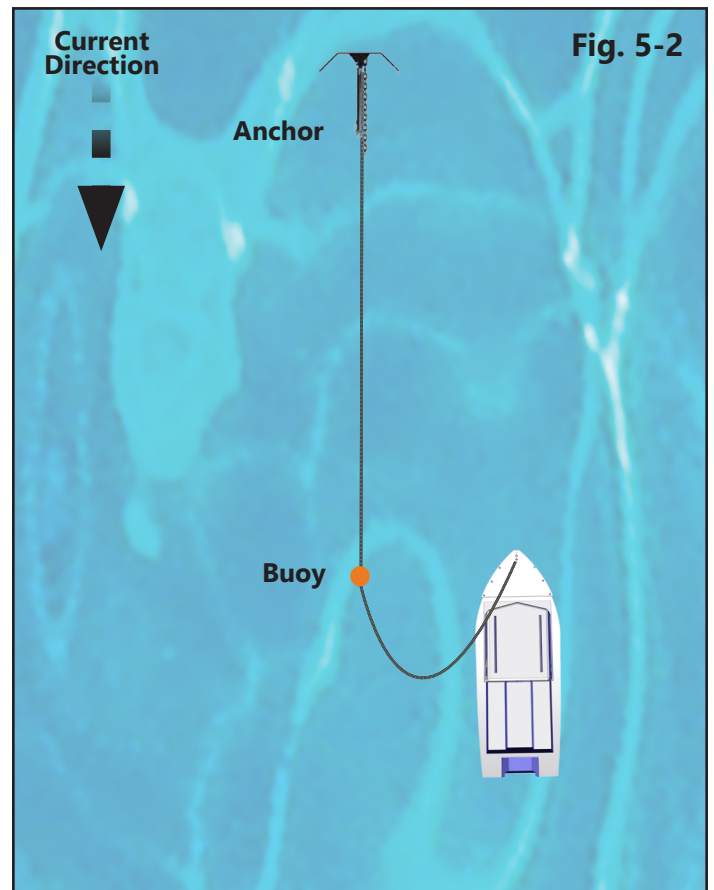
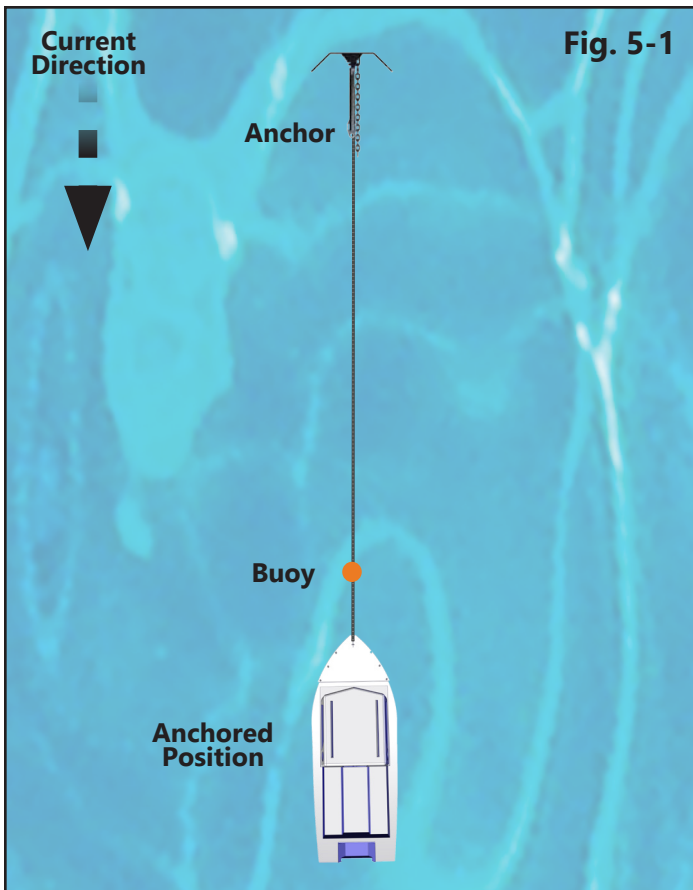


We recommend that you do not hand coil your anchor line, just feed it into your anchor bag.

WARNING



It is highly recommended that all passengers wear a life persevering safety jacket while aboard any operating water vessel. It only takes one mistake to end a life.



HOW TO RELEASE A HUNG UP ANCHOR

1. Position boat over anchor. See **Fig. 6-1**

2. Tie off the anchor line to bow of the boat, use a quick release knot or quick release mechanism.

3. Make sure everyone on board is aware of what is happening. Start the boat, swing your boat out from anchor line heading upstream from your anchored position. See **Fig. 6-2**

4. Idle boat forward allowing the boat to pull on the anchor line until zip tie breaks and shifts the anchor line attachment point to the eyelet on the base of the anchor.

5. Move upstream or upwind slowly pulling it free from its stuck position. Once the anchor is free move to step 6. See **Fig. 6-3**

6. Drive upstream or upwind, enough distance that the buoy has slid down the anchor line and has brought your anchor to the surface. Tow your buoy and anchor to open water away from all other boats and hazards. See **Fig. 6-4**

WARNING



If you pull on stuck anchor by hand be very aware that when the Zip Tie Breaks there will instantly be about 3 feet of slack in the anchor line and you may fall over board. Use extreme caution if you decide to try and dislodge a stuck anchor by hand!

WARNING



Be aware of water depth as the anchor will be suspended under the Buoy.

Fig. 6-1

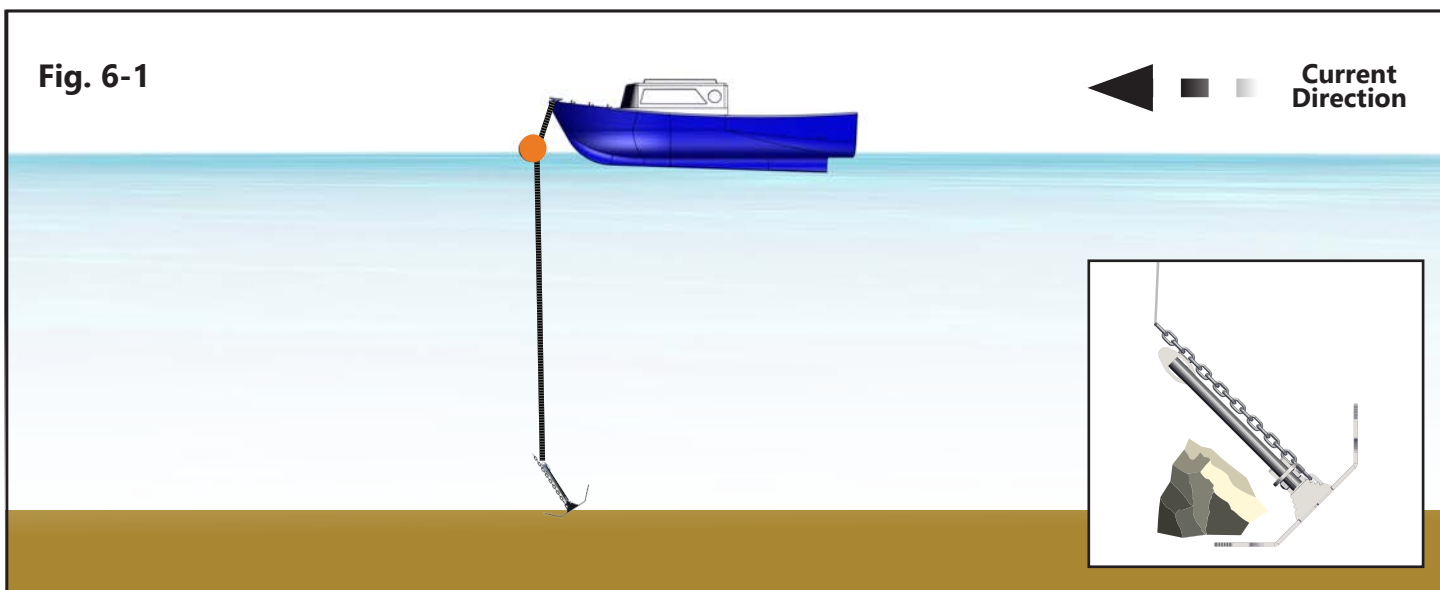


Fig. 6-2

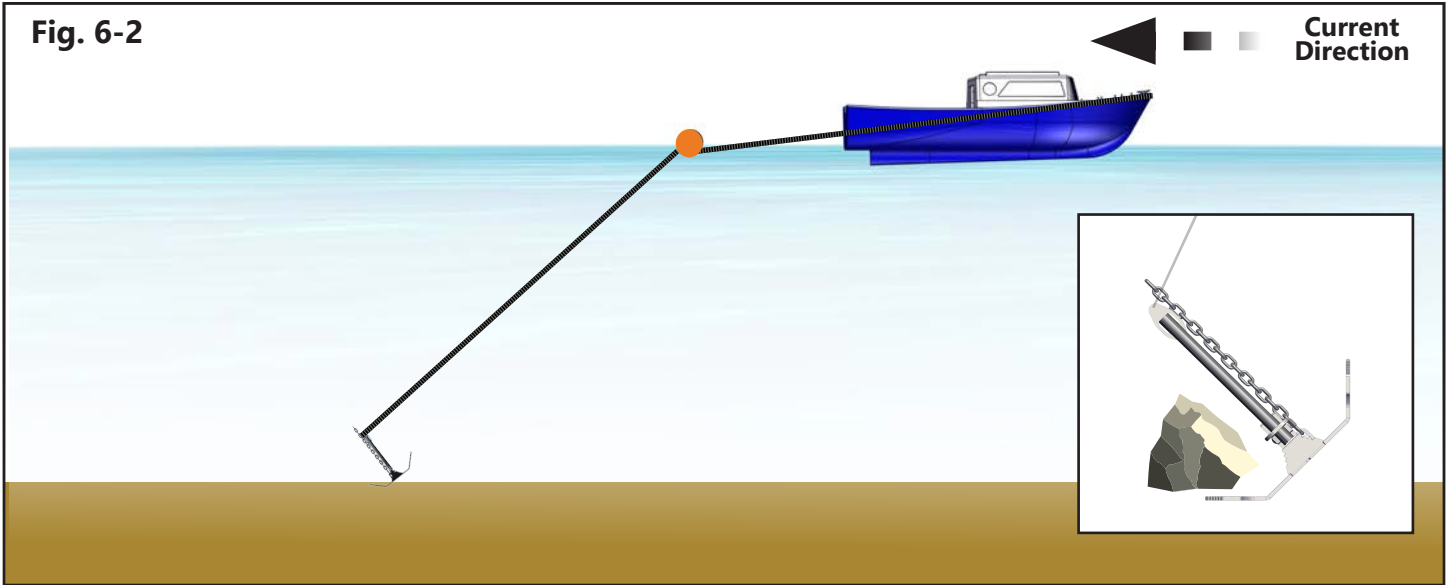


Fig. 6-3

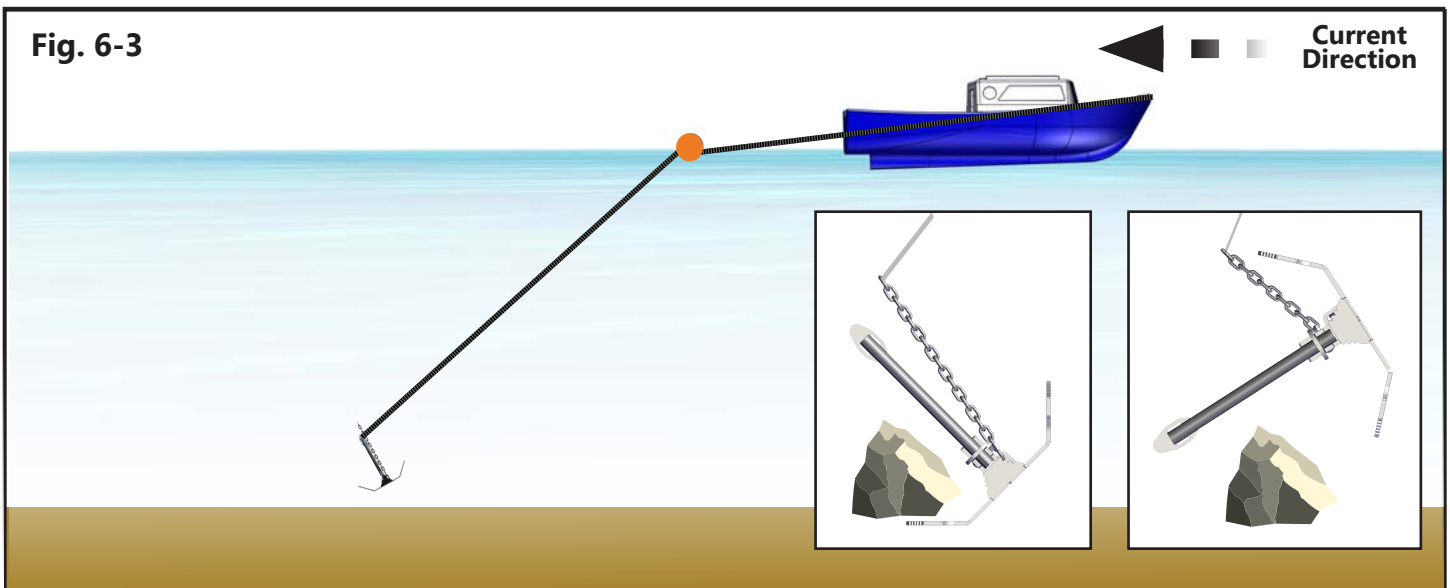
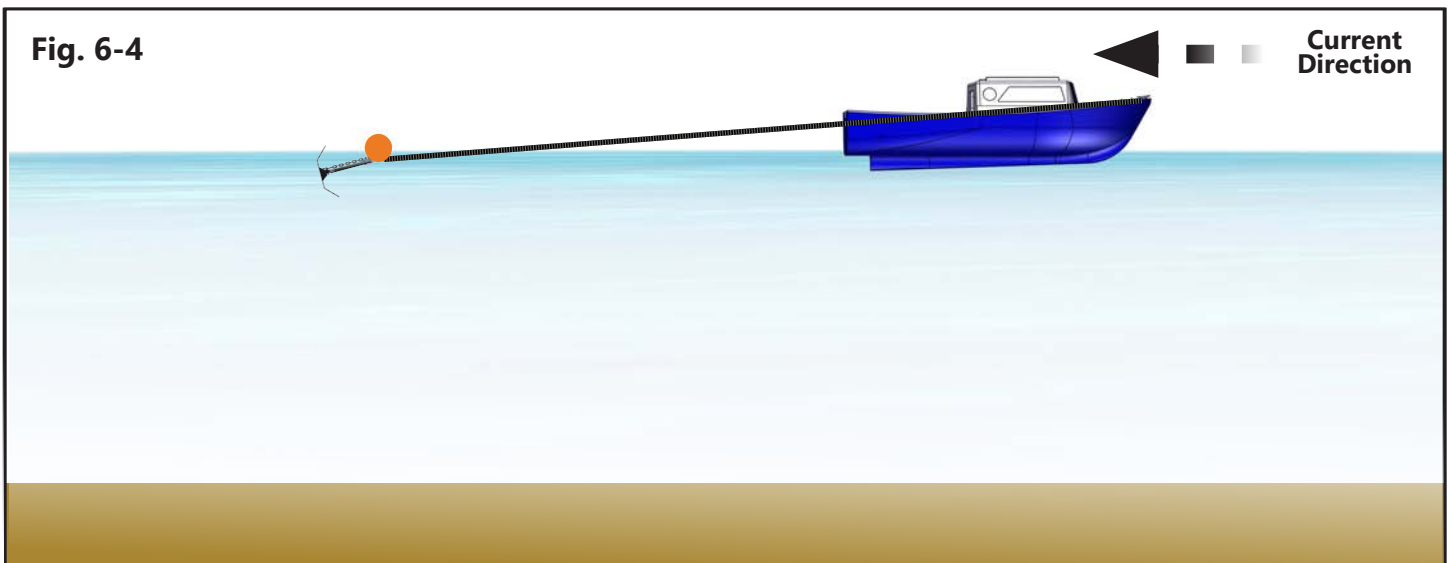


Fig. 6-4





**For full warranty information visit
www.fishfighterproducts.com**

**Fish Fighter™ Products Support
8:00 am to 5:00 pm MST
Monday through Friday
1-208-580-1904
sales@fishfighterproducts.com**